

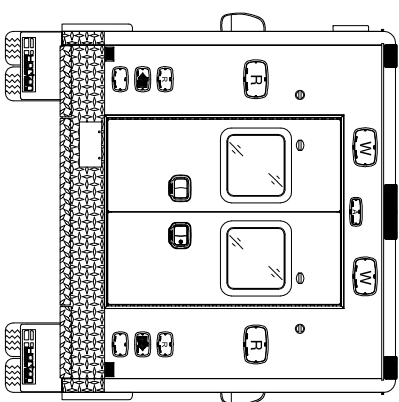
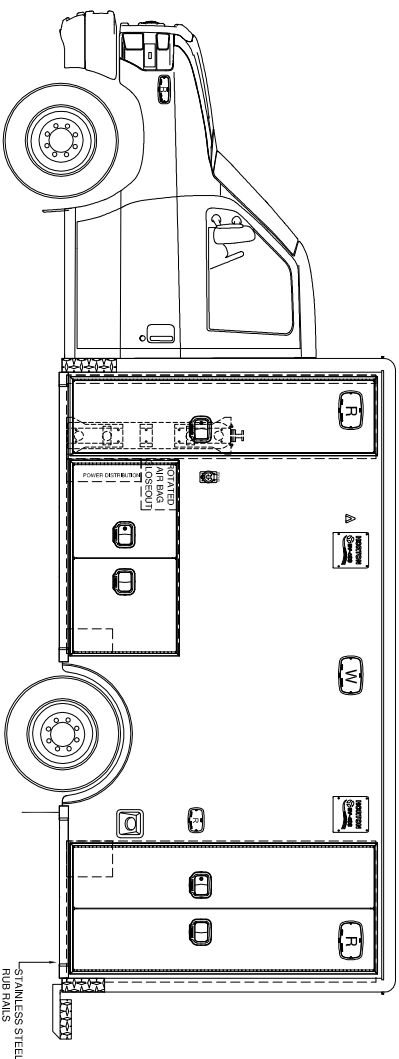
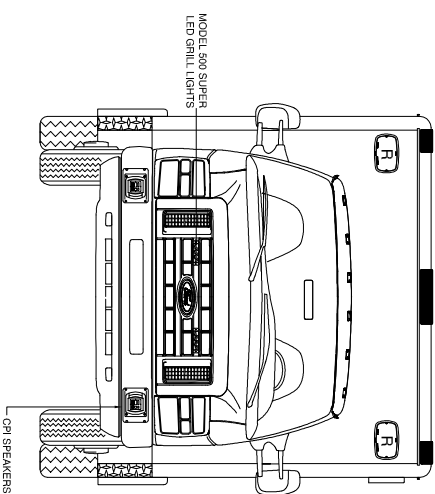
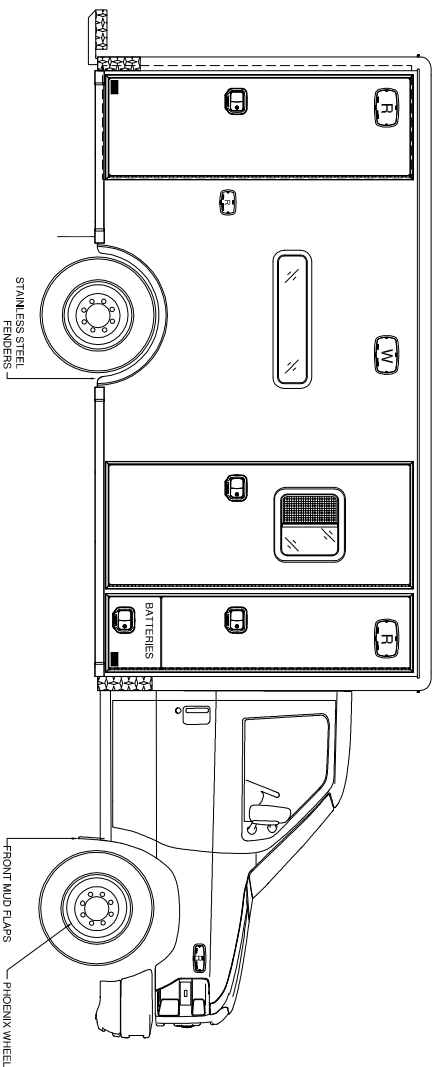
CUSTOMER NAME

XXXXXX-XX

| REVISIONS | |
|-----------|----------------------|
| REV | DESCRIPTION |
| A | 553A EXTERIOR |
| DATE | 11/25/09 |
| DRAWN BY: | XXXXXXXXXXXXXXXXXXXX |

| COMP'T | INSIDE WIDTH | INSIDE HEIGHT | INSIDE DEPTH | CLEAR WIDTH | CLEAR OPENING HEIGHT | CLEAR OPENING WIDTH |
|---------|--------------|---------------|--------------|-------------|----------------------|---------------------|
| CS REAR | 30.00 | 82.13 | 20.36 | 26.09 | 79.16 | 79.16 |
| CS INT | 15.92 | 29.50 | 20.36 | 13.05 | 25.18 | 25.18 |
| CS ROW | 73.16 | 8.25 | 20.36 | 44.51 | 6.36 | 6.36 |
| CS FWD | | | | 18.12 | 79.16 | 79.16 |

553A EXTERIOR
E-SERIES CHASSIS



| COMP. | INSIDE WIDTH | INSIDE HEIGHT | INSIDE DEPTH | CLEAR WIDTH | CLEAR OPENING HEIGHT | CLEAR OPENING WIDTH |
|---------|--------------|---------------|--------------|-------------|----------------------|---------------------|
| SS FWD | 22.08 | 82.13 | 20.36 | 18.25 | 79.16 | 79.16 |
| SS INT | 51.57 | 29.50 | 20.36 | 49.28 | 26.37 | 26.37 |
| SS LOW | 49.77 | 8.25 | 20.36 | 44.51 | 6.36 | 6.36 |
| SS REAR | 37.43 | 82.12 | 20.36 | 32.09 | 79.16 | 79.16 |

NOTE: DRAWINGS ARE FOR GRAPHICAL REPRESENTATION ONLY. DIMENSIONS ARE APPROXIMATE & MAY VARY DURING CONSTRUCTION.

SPECIFICATION DRAWING